


**B** **E** **S** **T**

**Building**  
**Early**  
**Sentences**  
**Therapy**



10

*Listen to Learn*  
*Homework Booklet*



## Homework guide

These homework packs have been designed to support the language skills your child is learning during the BEST sessions by giving them

**extra listening opportunities in a different setting.** There is one


booklet for each of the 16 BEST sessions containing the same

sentences used in the session. Try to spend **5-10 minutes each day**

(or as often as you can!) going through the booklets with your child. You can scan the QR code at


the bottom for a video showing what to do and follow the tips below. Make sure your child's

teacher gives you a new homework booklet after each BEST session.



“Let’s look at some pictures together!”

- Point to each picture in turn and leave a short gap to see if your child wants to describe the picture, **but don’t ask them to describe it.**
- If your child describes the picture but misses out a word or uses an incorrect word **don’t correct it.** Give praise for any attempts and then **say the correct sentence in full after your child has spoken. The most important thing is that your child hears the full sentence.**
- If your child says nothing **don’t prompt them, just say the full sentence.**
- It is important that you **do not ask your child to repeat the sentence after you have spoken.**
- Your child does not have to be looking at you or at the pictures, as long as they can hear the sentence.



Child: “Girl sitting”  
Adult: “Yes! The girl is sitting.”



## Set E—Kissing



The boy is kissing a cat



The boy is kissing a horse



The boy is kissing  
a teddy



The boy is kissing a baby



The girl is kissing a baby

**Set E—Hugging**



The girl is hugging a horse



The girl is hugging a teddy




The girl is hugging a baby



The girl is hugging a cat


## Set F—Kicking



The girl is kicking an apple




The girl is kicking an orange



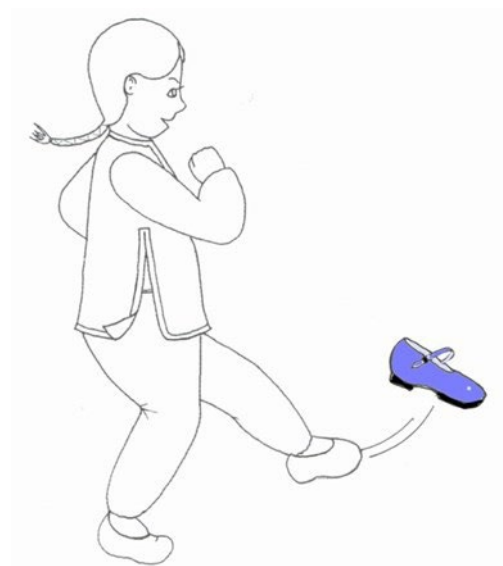
The girl is kicking a ball




The girl is kicking a cup



The girl is kicking a train



The girl is kicking a shoe

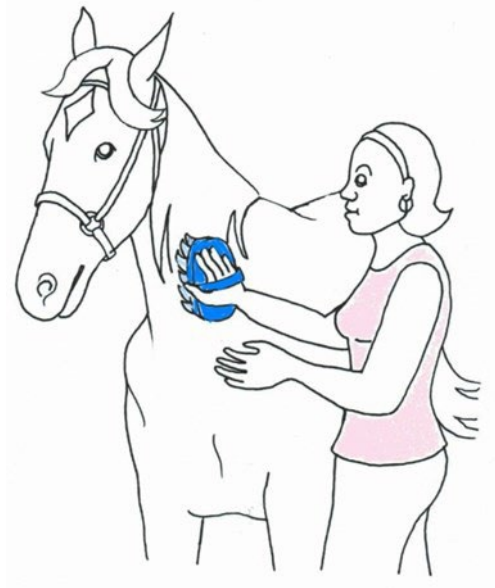


The woman is kicking  
an apple

## Set F — Brushing



The woman is brushing a cat



The woman is brushing  
a horse



The woman is brushing  
a teddy

## Set I — Putting



The man is putting a spoon  
on the bed





The man is putting a cup on  
the bed



The man is putting a flower  
on the bed



The man is putting a key on  
the bed



The baby is putting a phone  
on the bed

## Set I — Putting



The baby is pouring  
juice into a cup



The baby is pouring  
juice into a box



The baby is pouring  
juice into a shoe

# Well Done!

You looked and listened  
really well

You deserve a high-five!



Cut out this star and stick it on your track

It goes on number 10. It  
looks like this:

